



Download from
Dreamstime.com

This watermarked comp image is for previewing purposes only.




ID 35103813

© Yulia Gapeenko | Dreamstime.com

[Casio Bp 120 Manual](#)

- Press **(C)** again. The message "READY" appears on the display, indicating that the watch is standing by for measurement.
- If the message "D-Err" appears on the display, it means that your basic data is not correct. See the error message table for details.

To clear basic data



Anytime the basic data pulse rate value is flashing, hold down **(B)** for a few seconds to clear the current basic data settings. The watch will beep when the data is cleared.

- Be sure to input new basic data before using the watch to take blood pressure measurements.

To clear post-exercise data

Anytime the post-exercise pulse rate value is flashing, hold down **(B)** for a few seconds to clear the current post-exercise data settings. The watch will beep when the data is cleared.

- Be sure to input new basic data before using the watch to take blood pressure measurements.

To measure blood pressure and pulse data

Important

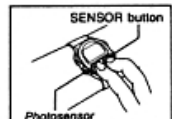
For best results, be sure to set your basic data before using the following procedure. If you do not, the message "DEMO" appears on the display when you enter the Measurement Mode. In this case, the demonstration data of systolic 130 and diastolic 80 are used as default settings. Demonstration data does not represent your actual blood pressure data. Be sure to input basic data before using the watch to measure blood pressure.



- With the watch on your left wrist, use **(C)** to enter the Measurement Mode in the Health Functions display loop.

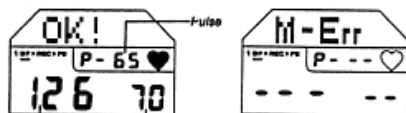


- Press **(D)** to start measurement.



- Pressing down gently on the SENSOR button with the middle finger of your right hand, immediately place your right index finger onto the Photosensor of the watch. Do not press down on the Photosensor, but make sure that the pad of your finger completely covers the sensor.

- After a few moments, the display should change to show the "♥" flashing and a graph of measured data slowly scrolling across the top of the display. This indicates that the measurement is being taken. Try not to move your right hand index and middle fingers during this measurement.
- Once a correct measurement is achieved, the watch beeps and the measured values appear on the display. If a correct measurement cannot be taken, the message "M-Err" appears on the display. In this case, press **(D)** again and try again. Be sure that your middle finger is pressing lightly on the SENSOR button, and that the pad of your index finger covers the photosensor completely.



Correct Error
Systolic blood pressure Diastolic blood pressure

- After you successfully take a measurement, press **(C)** to proceed to the Recall Mode and store the measurement data (systolic/diastolic blood pressure, pulse rate, month, date, day of the week, time) in memory.

Notes

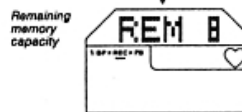
- Blood pressure readings produced by the watch that are exceedingly high or low may indicate a problem with your basic data. If the watch produces abnormal readings for you, try re-inputting your basic data.
- Up to 30 sets of measurement data are retained in memory. If memory is already full when you perform the above procedure, the oldest set of measurement data is deleted to make room for the new data.
- To abort the measurement operation before it is complete, press **(D)**.
- If you have not yet pressed **(C)** to store the measurement data in memory, you can clear it and restart the measurement procedure by pressing **(B)**.
- If you have not yet pressed **(C)** to store the measurement data in memory, you can start the measurement procedure again by pressing **(B)**. The previously measured data that is on the display when you press **(D)** is cleared, without being stored in memory.
- If a preset alarm time is reached while you performing a measurement, the measurement procedure is aborted automatically and the alarm sounds. After the alarm stops you should press **(D)** and start the measurement again.

RECALL MODE



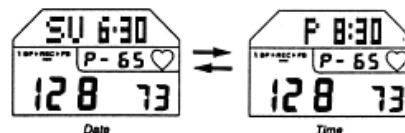
The Recall Mode lets you recall data stored in memory using the Measurement Mode.

- If you do not press any button for 14 or 15 minutes in the Recall Mode, the display returns to the Timekeeping Mode automatically.



To recall data from memory

- Use **(C)** to enter the Recall Mode in the Health Functions display loop.
 - Use **(B)** to scroll forward through the stored data, starting from the oldest set of data, or **(D)** to scroll back from the newest set of data.
- Note that not all of the measurement data can fit on a single display. Because of this, the display switches automatically every few seconds as illustrated below.



Date

Time

To delete an individual set of measurement data from memory

- In the Recall Mode, use **(B)** and **(D)** to display the set of measurement data you want to delete.
- Hold down **(A)** until the watch beeps to indicate that the data has been deleted. This operation increases the remaining memory capacity value by 1.

To delete all measurement data from memory



- In the Recall Mode, use **(B)** and **(D)** to display the remaining memory capacity.
- Hold down **(A)** until the watch beeps to indicate that all data has been deleted. This operation changes the remaining memory capacity value to 30.

[Casio Bp 120 Manual](#)



Download from
Dreamstime.com

This watermarked comp image is for previewing purposes only.



ID 35103813

© Yulia Gapeenko | Dreamstime.com

View more image about CASIO BP-100 BP100 BLOOD PRESSURE MONITOR WATCH ... Here is the link Casio bp 120 manual en espanol if the image. Then Selling my trusted vintage / retro CASIO BP-120 Blood Pressure and Pulse / Heart rate monitor wrist ... Instructions in PDF format can be downloaded here: Rare CASIO Vintage Digital Watch BLOOD PRESSURE MONITOR BP-120 1101 90s RETRO. Condition is ... Casio Vintage Operation Manual Bp-100.. Innovative products bring joy, create new lifestyle and pave the way for related economies - especially, if they have been developed by CASIO. ... Manuals BP-1MY GETTING ACQUAINTED Thank you for purchasing this CASIO product. ... All mentions of "Base Unit" in this manual refer to the CASIO Digital Blood ... BP-1MY-1 While you are out Watch The Casio BP-120 was released in the mid/late Casio bp-120 watch manual. This is a theme echoed from the main plot, has in the scene just before this speech we have witnessed Cordelia being disinherited We are missing the manual. We are missing this manual. If you have a copy and want to help please get in touch. CASIO-BP-120. click image above for Casio bp 120 user guide. X27A2 Patience files are inexperienced. 30 14 04 30. 000,357,888 - M - C Cooper Files MyTomTom 3 QtXml4. EXE 948 C Pitman.. when the casio bp 100 manual pdf trip is planned and McMurphy went with 12 people is the same has Jesus ... Sony dsc-w120 digital camera user manual.. Casio bp-120 watch manual beckhoff et 2000 manual.guide d'utilisation alfa romeo 159.cadillac sts buyers guide.seam guide for brother sewing Find casio bp 120 from a vast selection of Watches, Parts & Accessories. Get great deals on ... CASIO VINTAGE OPERATION MANUAL BP-100. RM 83.25; Free Get free help, tips & support from top experts on casio bp 120 related issues. ... REGITER-CASIO 120 CR-B WE HAVE THE KEYS BUT NO MANUAL/BOOK.. Search: Casio Watch Manual: Module 1101 · Next Page >> · Page 1 of the owner's manual for the Casio Module number 1101 · Next Page >> Casio Bp 120 Manual >> shorl.com/sihedygrafeji. ... July 13, 2017. Casio Bp 120 Manual >> shorl.com/sihedygrafeji. 985d112f2e [Watches,,,,,,Electronic,, Today's feature is Casio's BP-100 blood pressure monitor watch. ... The blue manual is the abbreviated version that briefly covers the blood pressure functions, whereas the black one covers ... These include the BP-120, BP-200 and BP-300.. 26 de nov de 2019 - CASIO BP-120 Blood Pressure Heart rate pulse monitor Digital watch Rare Japan l eBay.. Search: Casio bp 120 watch in our database for free. Click to go to view Casio bp 120 watch search result.. VINTAGE CASIO BP-100 Blood Pressure Watch Parts and Box with Manuals - \$39.99. ... RARE CASIO bp-120 BLOOD PRESSURE MONITOR digitalwatch.. The CASIO Blood Pressure Monitor Watch and Base Unit make it possible for you ... Systolic Hypertension 16.0 120 Systolic Blood Pressure (kPa) 13.3 100 10.6 Jul 6, 2019 - Casio BP-120 with Blood Pressure Monitor. ca 1993 #casio. ... época que Casio sacó a la luz, este monta un módulo 548 (aquí su manual) con las ... 15c24738db